

## Introduction

This document explains the holdings, risk profile and performance of the Mylo Money Market ETF Fund.

## Who should invest in this fund?

This fund is similar to a high interest savings account and is for investors who:

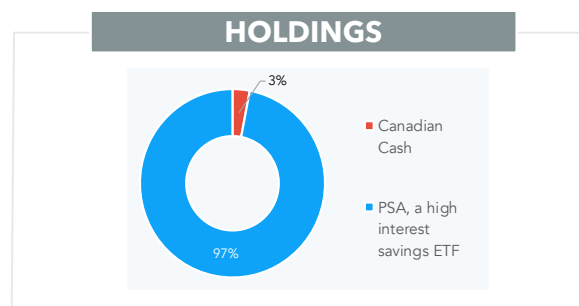
- Have a short-term goal and need access to their money (i.e. liquidity).
- Are comfortable with a very low risk of loss.
- Want to benefit from a premium interest rate that's calculated daily to maximize earnings.

| Quick Facts                       |                                     | How much does it cost?   |               |
|-----------------------------------|-------------------------------------|--|---------------|
| Internal Fund Code                | <b>TXT015</b>                       | Management and Administration Fee  | <b>\$0.00</b> |
| Inception Date                    | <b>April 21, 2017</b>               | Sales Commission and Fees  | <b>\$0.00</b> |
| Net Asset Value (NAV)             | <b>\$2.12 million</b>               | Service Fee (Trailing Commission)  | <b>\$0.00</b> |
| Net Asset Value per Share (NAVPS) | <b>\$5.05</b>                       | Management Expense Ratio (MER)   | <b>0.00%</b>  |
| Minimum Investment                | <b>None</b>                         | <h2>Glossary</h2> <p><b>NAV (Net Asset Value)</b> is the total dollar amount of assets that are in a fund, and it grows as more people invest in the fund.</p> <p><b>NAVPS (Net Asset Value Per Share)</b> is the price of each unit in the fund, and it increases when the fund performs well. All Mylo Funds began at \$5.00.</p> <p><b>MER (Management Expense Ratio)</b> is the ongoing cost of operating the fund that is charged to the fund, which reduces overall returns. We do not charge MER or any other fees on Mylo Funds.</p> |               |
| Management Expense Ratio (MER)    | <b>0.00%</b>                        |  |               |
| Fund Manager                      | <b>Tactex Asset Management Inc.</b> |  |               |
| Investment Manager                | <b>Tactex Asset Management Inc.</b> |  |               |
| Trustee                           | <b>TSX Trust Company</b>            |  |               |
| Eligible for RRSP and TFSA        | <b>Yes</b>                          |  |               |
| Distributions                     | <b>Annually on December 31</b>      |  |               |

## What does the Fund invest in?

**Fund Objective:** Provide investors with exposure to high-quality, short-term money market securities.

**Fund Strategy:** The Fund may invest in ETFs and other products selected to provide a risk/return profile tracking the FTSE TMX Canada 91 Day T-Bill Index.



## How risky is it?

Tactex Asset Management rates the Fund low risk.



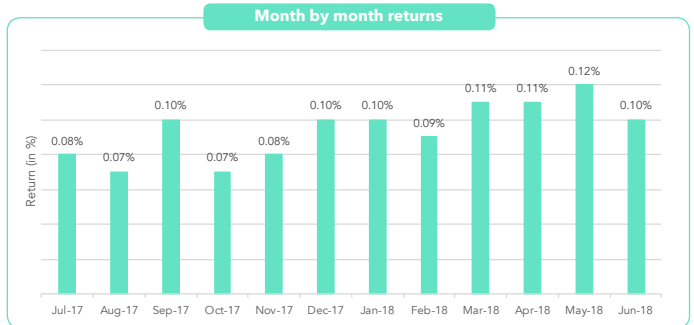
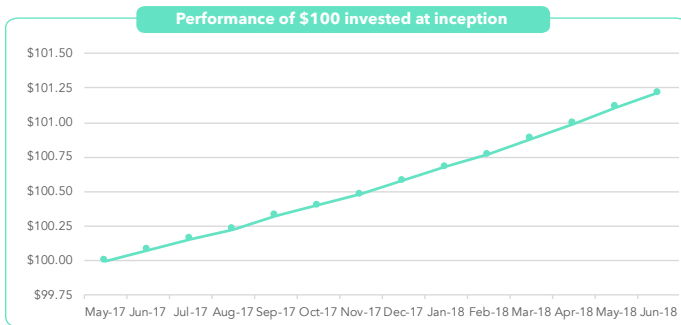
A method of measuring risk is to see how much a fund's returns change overtime. This is called volatility. A high volatility means that the returns change the most often over time while a lower volatility typically have returns that change less over time. This means that there's a lower risk of losing your money.

## Portfolio management team

**Liam Cheung, M.Sc, Ph.D, CFA, AFA**, is CEO and senior Portfolio Manager at Tactex Asset Management with over 25 years of experience in the financial services and technology sectors. **David Fortin, CFA**, is the COO, CCO and Portfolio Manager at Tactex Asset Management. He is responsible for the day-to-day management of key operating and compliance functions.

## How has the Fund performed?

The following performance data represents past performance. As of June 30, 2018, the lowest return for the year was in August (0.07%) and the highest return was in May (0.12%). The return since inception is 1.22%.



## What Funds are in a portfolio?

Your portfolio manager may invest your money in one or several of three funds depending on the portfolio they select for you –the Mylo Money Market Fund, the Mylo Fixed Income Fund and the Mylo Equity Fund–depending on your financial situation, time horizon and risk aversion. The chart to the right breaks down the five different kinds of portfolios.

|                   | Conservative | Conservative - Moderate | Moderate | Moderate - Aggressive | Aggressive |
|-------------------|--------------|-------------------------|----------|-----------------------|------------|
| Money Market Fund | 100%         | 40%                     |          |                       |            |
| Fixed Income Fund |              | 60%                     | 60%      | 40%                   | 20%        |
| Equity Fund       |              |                         | 40%      | 60%                   | 80%        |

## A word about tax

As with most investments, income tax must be paid on any money earned on a fund. The amount paid for income tax is determined by the tax laws in your province and country of residence, the type of distributions made by the fund and if the fund is held in a registered plan (such as a Registered Retirement Savings Plan or Tax-Free Savings Account).

Note that if your funds are held in a non-registered account, the fund distributions and capital gains are included in your taxable income whether you get them in cash or have them reinvested.

Investors are urged to consult with their own tax advisors to determine the tax consequences to them of an investment in the Mylo Money Market Fund.

## For more information, contact



Dave Fortin, Portfolio Manager  
Tactex Asset Management Inc.  
c/o Mylo Financial Technologies  
642 rue Courcelle, #404  
Montreal, Quebec, H4C 3C5  
Email: [dfortin@mylo.ai](mailto:dfortin@mylo.ai)  
Website: [www.mylo.ai](http://www.mylo.ai)

**Notice to readers:** The information contained in this document is provided for general information purposes only and cannot be considered as constituting legal, tax, financial or professional advice. Risk Level is as of June 30, 2018. It is subject to change. For updated information, contact Tactex Asset Management. Diversification does not assure a profit nor protect against a loss in a declining market. The Fund's holdings may differ from the securities that comprise the index. The index is not a projection, prediction or guarantee of performance. Past performance of the Fund does not guarantee future results.

